

**RSA6100A Series
Real-Time Spectrum Analyzers
Option 110 Upgrade for Serial Numbers B020000 and Above
110 MHz Real-Time Capture Bandwidth
Instructions**

www.tektronix.com



071-2564-00

Tektronix

Copyright © Tektronix. All rights reserved. Licensed software products are owned by Tektronix or its subsidiaries or suppliers, and are protected by national copyright laws and international treaty provisions.

Tektronix products are covered by U.S. and foreign patents, issued and pending. Information in this publication supersedes that in all previously published material. Specifications and price change privileges reserved.

TEKTRONIX and TEK are registered trademarks of Tektronix, Inc.

Contacting Tektronix

Tektronix, Inc.
14200 SW Karl Braun Drive
P.O. Box 500
Beaverton, OR 97077
USA

For product information, sales, service, and technical support:

- In North America, call 1-800-833-9200.
- Worldwide, visit www.tektronix.com to find contacts in your area.



Table of Contents

- Kit Description..... 1
 - Products..... 1
 - Kit Parts List 1
- Installation Instructions 1
 - Install Option Key 1
 - Installing the Option Key Label..... 3

Kit Description

This kit describes the installation of the 110 MHz Real-Time Capture Bandwidth Upgrade (Option 110) in an RSA6100A Series Real-Time Spectrum Analyzer.

Products

RSA6100A Series. Serial Numbers B020000 and above

Kit Parts List

Quantity	Part number	Description
1 ea	071-2564-00	MANUAL, TECH: INSTALLATION, RSA6UP, OPT110
1 ea	NS ¹	DATA SHEET; SOFTWARE OPTION KEY AUTHORIZATION CERTIFICATE, UPGRADE KITS
1 ea	NS	LABEL, MANUFACTURED; OPTION KEY UPGRADE LABEL 2.100 X 2.700, SAFETY CONTROLLED

¹ NS — Not saleable

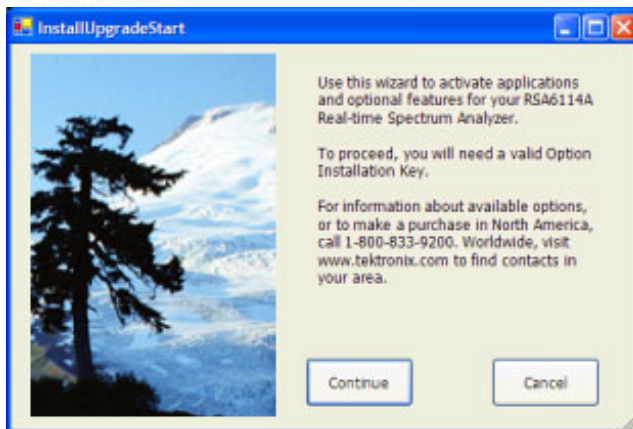
Installation Instructions

The hardware that enables 110 MHz real-time capture bandwidth is included in all spectrum analyzers with serial numbers above B020000. However, you need an option installation key to activate the hardware. To activate the 110 MHz real-time capture bandwidth, you must enter the new option installation key supplied with this kit into the spectrum analyzer application. If your spectrum analyzer has a serial number of B01XXXX, this kit will not work for your instrument. You will need the RSA6UP Option 110L kit to upgrade your instrument to 110 MHz real-time capture bandwidth.

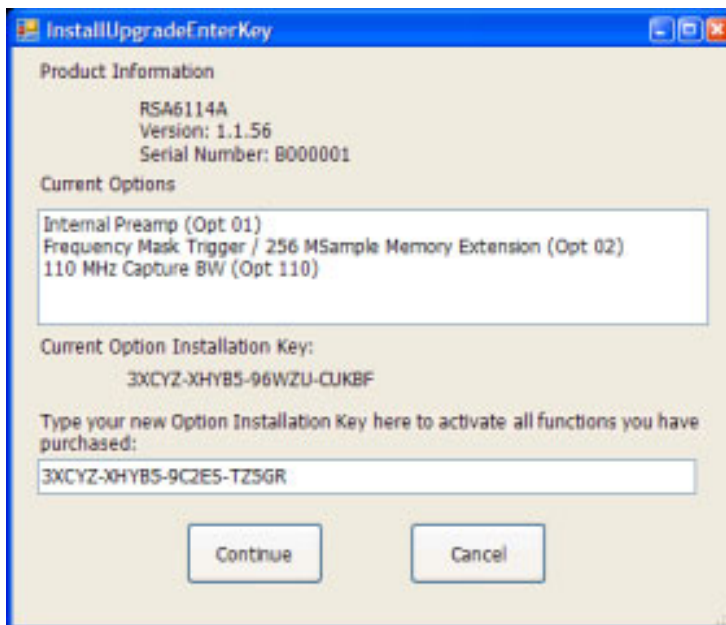
Install Option Key

To activate the 110 MHz real-time capture bandwidth:

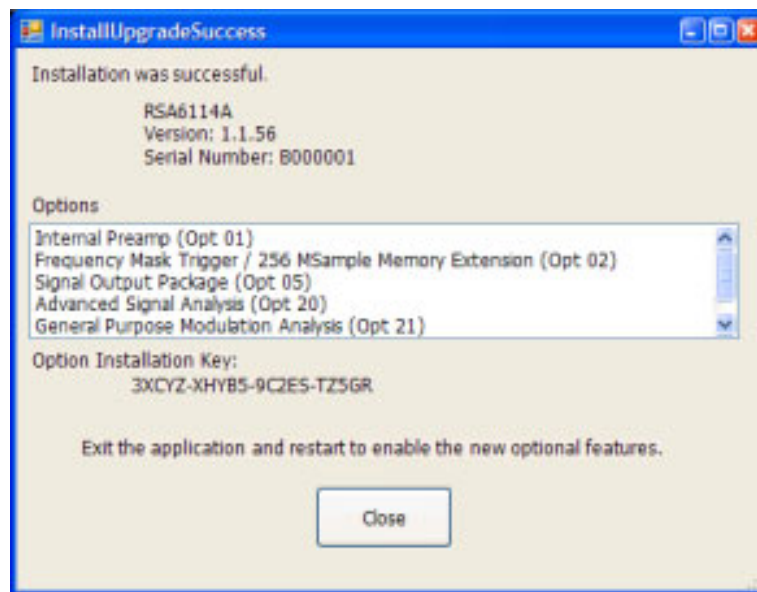
1. In the spectrum analyzer application, select **Tools** > **Install Upgrades**. The Install Upgrade wizard will start. Click **Continue**.



2. The Install Upgrade Enter Key screen appears (see Figure 2).



3. Type the option installation key into the empty text box and click **Continue**. An **Install Upgrade Success** dialog box opens.



4. Click **Close**. Exit and restart the RSA6100A application to enable the new feature.
5. To verify the new option is enabled, select **Help > About Tektronix Real-Time Spectrum Analyzer**.
6. Look in the **Installed Options** listing and verify that **110 MHz Capture BW (Opt 110)** appears in the listing.

Installing the Option Key Label

Place the new option key label over the existing label on the instrument rear panel.

This completes the installation of the 110 MHz real-time capture bandwidth (Option 110) upgrade kit.

■ End of Document ■